



### District Report Card: 2017


<b>State:</b> Punjab	<b>District:</b> Kapurthala
<b>Class:</b> 8	<b>Subject:</b> Mathematics
<b>Schools:</b> 51	<b>Students:</b> 1047


### Participation/Coverage


#### Students

 GENDER	Boys		Girls	
	Number	%	Number	%
	519	49.57	528	50.43

 AREA	Rural		Urban	
	Number	%	Number	%
	877	83.76	170	16.24

 CATEGORY	SC		ST		OBC		GEN	
	Number	%	Number	%	Number	%	Number	%
	698	66.67	2	0.19	139	13.28	208	19.87

 CWSN	LD	VI	HI	S&LD	ID	Oth
	3	2	1	5	2	2

 Management	Government		Government-aided	
	Number	%	Number	%
	923	88.16	124	11.84

### Average Performance of Students in Mathematics (%)

Overall	Gender		Area		Management		Social Group			
	Male	Female	Rural	Urban	Govt.	Aided	SC	ST	OBC	GEN
30.72	29.62	31.81	30.24	33.22	29.72	38.17	29.73	16.67	37.03	29.97

## Performance on Learning Outcomes (LOs)

Learning Outcomes	Description	Average Performance(%)
M601	Solves problems involving large numbers by applying appropriate operations	31.25
M606	Solves problems on daily life situations involving addition and subtraction of fractions / decimals	27.46
M620	Finds out the perimeter and area of rectangular objects in the surroundings like floor of the class room, surfaces of a chalk box etc.	28.13
M621	Arranges given/collected information in the form of table, pictograph and bar graph and interprets them	26.70
M702	Interprets the division and multiplication of fractions	36.77
M705	Solves problems related to daily life situations involving rational numbers	23.78
M706	Uses exponential form of numbers to simplify problems involving multiplication and division of large numbers	28.71
M707	Adds/subtracts algebraic expressions	33.33
M710	Solves problems related to conversion of percentage to fraction and decimal and vice versa	23.89
M717	Finds out approximate area of closed shapes by using unit square grid/graph sheet	22.92
M719	Finds various representative values for simple data from her/his daily life contexts like mean, median and mode	45.40
M721	Interprets data using bar graph	40.66
M801	Generalizes properties of addition, subtraction, multiplication and division of rational numbers through patterns	25.24
M802	Finds rational numbers between two given rational numbers	24.66
M803	Proves divisibility rules of 2, 3, 4, 5, 6, 9 and 11	31.82
M804	Finds squares, cubes, square roots and cube roots of numbers using different methods	29.48
M808	Uses various algebraic identities in solving problems of daily life	44.32
M812	Verifies properties of parallelogram and establishes the relationship between them through reasoning	23.68
M818	Finds surface area and volume of cuboidal and cylindrical object	23.51
M819	Draws and interprets bar charts and pie charts	30.85

Range of Performance of Students who Answered Correctly							
Below 30%		30% - 50%		50% - 75%		Above 75%	
Number	%	Number	%	Number	%	Number	%
576	55.01	329	31.42	115	10.98	27	2.58

## Lowest Performing Learning Outcomes (LOs)

- 1 - Finds out approximate area of closed shapes by using unit square grid/graph sheet (22.92)
- 2 - Finds surface area and volume of cuboidal and cylindrical object (23.51)
- 3 - Verifies properties of parallelogram and establishes the relationship between them through reasoning (23.68)

4 - Solves problems related to daily life situations involving rational numbers (23.78)

5 - Solves problems related to conversion of percentage to fraction and decimal and vice versa (23.89)